

# विद्यावती मुकन्दलाल गर्ल्स कॉलेज, गाजियाबाद

दिनांक - 09.03.2024

## आवश्यक सूचना

### Chief Minister's Apprenticeship Promotion Scheme (Higher Education)


महाविद्यालय की वर्ष 2019 से 2023 तक की स्नातक उत्तीर्ण छात्राओं के लिए मुख्यमंत्री शिक्षता प्रोत्साहन योजना (उच्च शिक्षा) सी0एम0-ए0पी0एस0 (एच0ई0) Chief Minister's Apprenticeship Promotion Scheme (Higher Education) के क्रियान्वयन के लिए **Link- <https://nats.education.gov.in/student type.php> पर 100 छात्राओं का पंजीकरण होना है।**

अतः उक्त योजना से लाभान्वित होने के लिए 2019 से 2023 तक की स्नातक उत्तीर्ण छात्राएं अपना अविलम्ब पंजीकरण **link - <https://nats.education.gov.in>** पर कराते हुए महाविद्यालय कार्यालय को सूचित करें।


सादर!

संलग्नक -

1. पोर्टल पर छात्राओं के नामांकन से सम्बन्धित अनिवार्य दस्तावेज सूची।
2. पंजीकरण प्रक्रिया (छात्र मैन्युअल)- राष्ट्रीय शिक्षता प्रशिक्षण योजना।

  
(प्रो० उमा जोशी) 9/3/24

प्रभारी-मेंटरिंग एवं काउंसलिंग सेल


  
प्रो० (डॉ०) शिखा सिंह

प्राचार्या

Vidyavati Mukandlal Girls College  
GHAZIABAD

प्रतिलिपि-निम्नलिखित को सूचनार्थ एवं आवश्यक कार्यवाही हेतु प्रेषित।

1. समस्त विभागीय प्रभारियों को उपरोक्त सूचना छात्राओं के Whatsapp Group में प्रेषित किये जाने हेतु प्रेषित।
2. महाविद्यालय वेबसाईट प्रभारी को उपरोक्त सूचना वेबसाईट पर अपलोड किये जाने हेतु प्रेषित।
3. नोटस बोर्ड प्रभारी को उपरोक्त सूचना नोटिस बोर्ड पर चस्पा किये जाने हेतु प्रेषित।

  
(प्रो० उमा जोशी) 9/3/24

प्रभारी-मेंटरिंग एवं काउंसलिंग सेल

  
प्रो० (डॉ०) शिखा सिंह

प्राचार्या

Vidyavati Mukandlal Girls College  
GHAZIABAD

# NATIONAL APPRENTICESHIP TRAINING SCHEME (NATS) 2.0 PORTAL

**Portal Functionalities Walkthrough - Students  
Manual**



## Contents

|  |    |
|--|----|
| Overview .....                             | 2  |
| Modules & Functionality .....              | 2  |
| 1. Student Registration.....               | 6  |
| 2. Student Profile .....                   | 9  |
| 3.Contract management by Student .....     | 15 |
| 3.1 Contract Accepted and downloaded ..... | 16 |
| 4. Student Profile LOCKED .....            | 18 |
| Contact Us.....                            | 19 |

## Overview

National Apprenticeship Training Scheme is one of the flagship programmes of Government of India for Skilling Indian Youth in Trade disciplines. The National Apprenticeship Training Scheme under the provisions of the Apprentices Act, 1961 amended in 1973; offers Graduate, Diploma students and Vocational certificate holders; a practical, hands-on On-the-Job-Training (OJT) based skilling opportunities with duration ranging from 6 months to 1 year.

## Modules & Functionality

Students play the critical role in NATS 2.0 Portal of posting apprenticeship advertisements aligned to their manpower requirements. The following modules pertain to the apprenticeship related activities a student is responsible for:

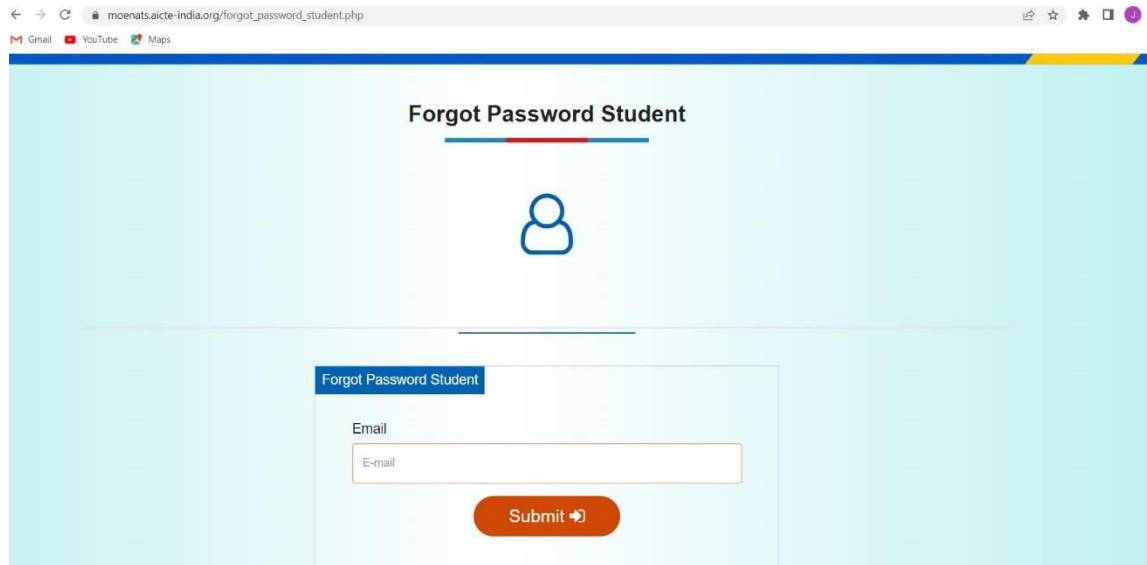
- Step 1:** Registration
- Step 2:** Profile filling
- Step 3:** Apply for apprenticeship available
- Step 4:** Application Management
- Step 5:** Contract creation
- Step 6:** Profile Lock
- Step 7:** Record of progress
- Step 8:** Download COP, after successful completion of apprenticeship program.
- Step 9:** Employment Opportunities

Below is each of these modules elaborated along with screenshots.

## Resetting password (upgraded portal)

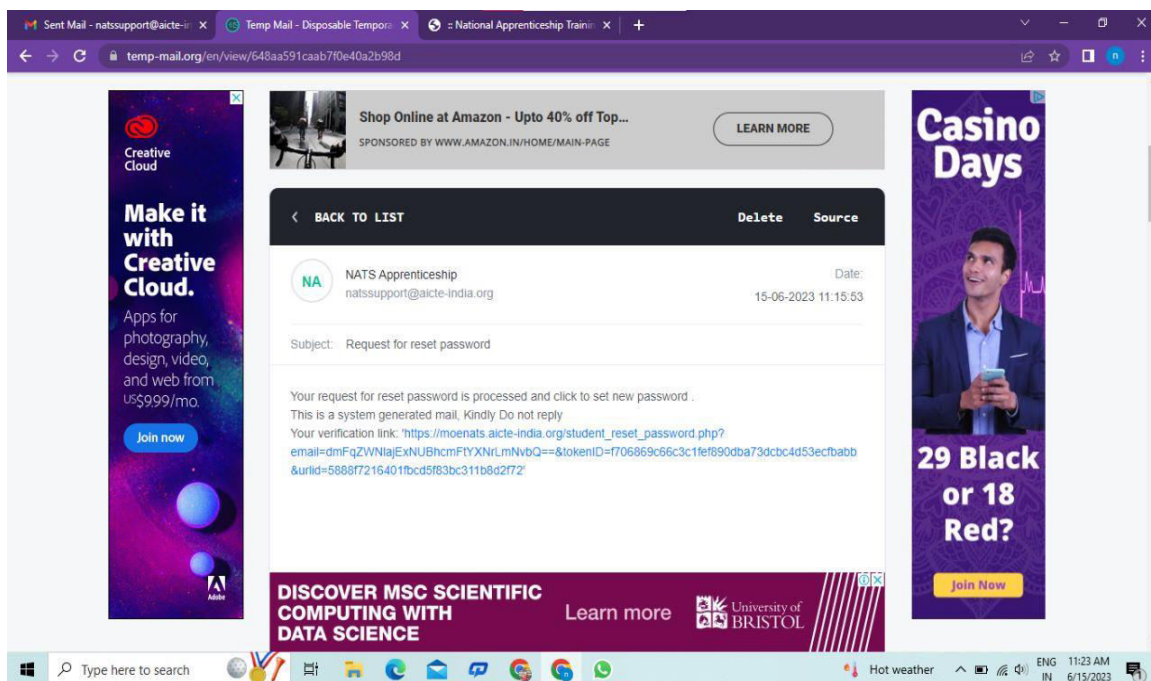
**Step 1:** Click on the below link,

[https://moenats.aicte-india.org/forgot\\_password\\_student.php](https://moenats.aicte-india.org/forgot_password_student.php)



The screenshot shows a web browser window with the URL [https://moenats.aicte-india.org/forgot\\_password\\_student.php](https://moenats.aicte-india.org/forgot_password_student.php). The page has a light blue background and a white form area. At the top of the form, it says "Forgot Password Student" with a blue person icon below it. The form contains a label "Email" above a text input field with a placeholder "E-mail". Below the input field is an orange "Submit" button with a right-pointing arrow.

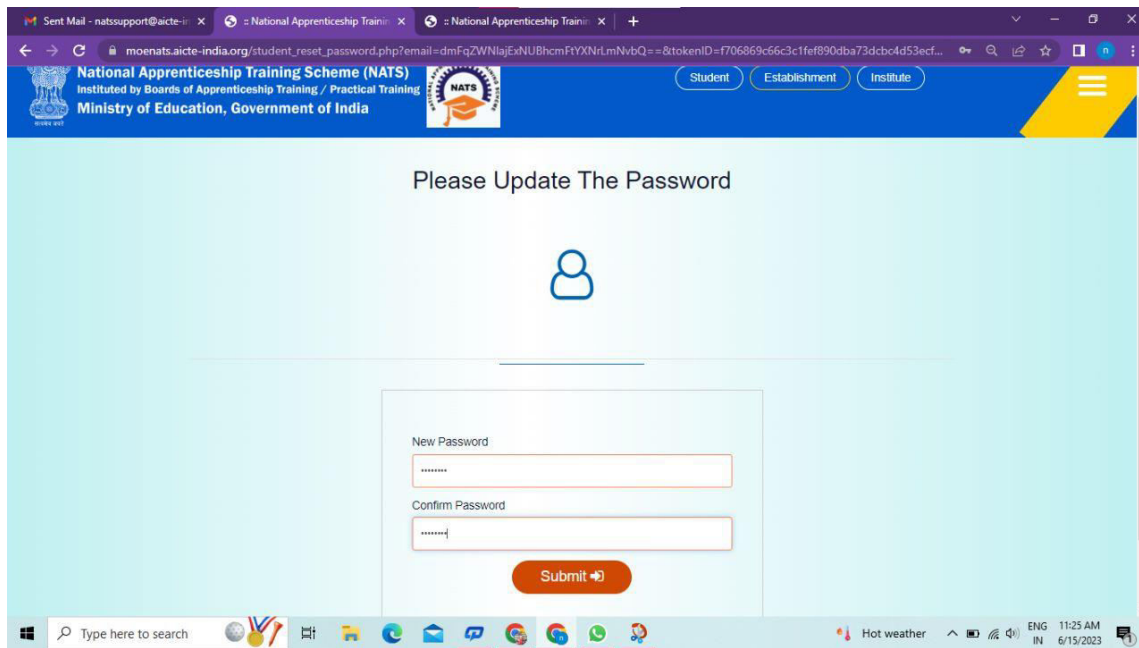
**Step 2:** Enter your email, a password reset email will be received to the email.



The screenshot shows an email client interface. The selected email is from "NATS Apprenticeship" (natsupport@aicte-india.org) with the subject "Request for reset password". The email content reads: "Your request for reset password is processed and click to set new password. This is a system generated mail. Kindly Do not reply. Your verification link: 'https://moenats.aicte-india.org/student\_reset\_password.php?email=dmFqZWVhcmFTYXNRLmNvbQ==&tokenID=f706869c66c3c1fe1890dba73dcbc4d53ecfbabb&urlid=5888f7216401fbcd5f83bc311b9d2f72'". The interface also shows various advertisements for Creative Cloud, Amazon, Casino Days, and University of Bristol.

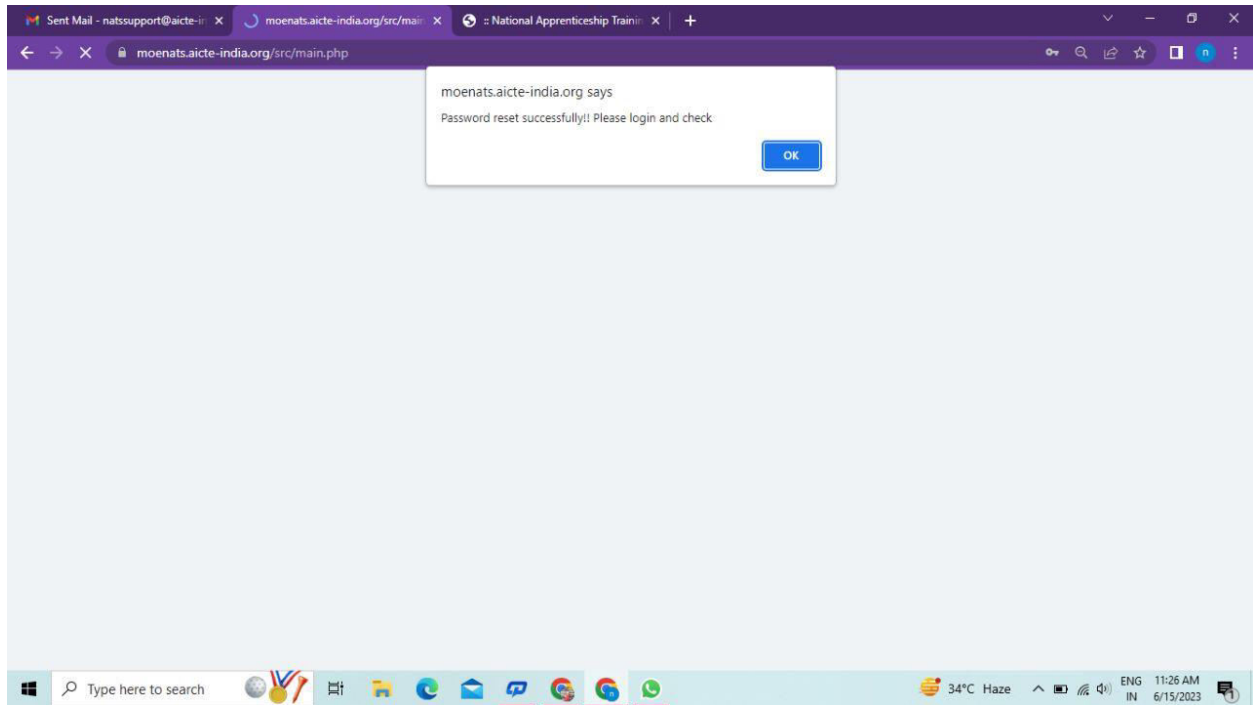
**Step 3:** Open the email and click on the link, and it will be redirected to the password reset page.

**Step 4:** From this page, you will be prompted to enter the password two times for confirmation.



The screenshot shows a web browser window displaying the NATS password reset page. The browser's address bar shows the URL: `moenats.aicte-india.org/student_reset_password.php?email=dmFgZWVlajEXNUBhcmFYXNlLnNvbQ==&tokenID=f706869c66c3c1fef890dba73dcbc4d53ecf...`. The page header includes the NATS logo and the text "National Apprenticeship Training Scheme (NATS) Instituted by Boards of Apprenticeship Training / Practical Training Ministry of Education, Government of India". There are navigation buttons for "Student", "Establishment", and "Institute". The main heading is "Please Update The Password" with a user icon below it. The form contains two password input fields: "New Password" and "Confirm Password", both with masked characters. A "Submit" button is located below the fields. The Windows taskbar is visible at the bottom, showing the search bar, taskbar icons, and system tray with the date and time (11:25 AM, 6/15/2023).

**Step 5:** A success pop-up will appear on screen & the password is shared over your email in return.



**Step 6:** To Login Visit [https://moenats.aicte-india.org/student\\_login.php](https://moenats.aicte-india.org/student_login.php) , enter your login credentials to login as student.

## 1. Student Registration

Students are expected to register on the NATS 2.0 Portal with their preliminary details before they are enrolled in apprenticeship.

Student registration url: [https://moenats.aicte-india.org/student\\_register.php](https://moenats.aicte-india.org/student_register.php).

Following the above details, student is asked to fill the below details,

- Basic details – Name, Father/Mother’s name, Aadhar no.
- Educational details – Course/Institute details
- Communication information- Address, Mobile no
- Training preference – Preferred field/location for apprenticeship
- Bank details



Below are the student registration form screenshots.

### *Registration form for Students*

**Student Register**

This Enrollment module of student facilitates to the Pass-Outs in Graduate in Engineering / Technology, Graduate in General Stream, Graduate in Vocational, Diploma in Engineering / Technology, Diploma in General Stream, Diploma in Vocational. The Students pursuing sandwich courses should contact their institution for enrollment.

Have you undertaken any previous training as part of the apprenticeship programme (except sandwich apprenticeship)

NO

Do you have any work experience of one year or more

NO

Have you passed out through Regular / Part Time / Distance

DISTANCE

Name \*

MANISHA

Date of Birth \*

09/16/2001

Gender\*

FEMALE

Category \*

OBC

Aadhar Number(Pattern xxxx xxxx xxxx)\*

XXXX XXXX 7578

Upload Aadhar Card (only pdf size < 1MB) \*

Choose File adhar.pdf

### *Registration form for Students (cont.)*

Institute Name (If institute name not appearing in drop down , please contact natssupport@aicte-india.org)\*

Select Graduate in Engg./Tech in case of B.E./B.Tech/B.Pharma/B.Arch/B.HMCT/B.Lib/B.E.Aagri/B.E.Dairy/B.E.Biotech/B.Food/B.Fashion  
 Select Graduate in General Stream in case of General Bachelor  
 Degree/BCA/BFA/BBA/BBS/BEM/BD/BPA/BSW/BA/BCOM/BSC/BscAgri/BscDairy/BscBiotech/BscFood  
 Select Diploma in Engg./Tech in case Polytechnic – Engg/Pharma/Arch/HMCT/Lib/Agri/Food/Fashion/MoP/Secretarial/MLT

Education Type (Pass Out)\* 
 Course Name\*

Specialization \* 
 Student ID (Unique Registration/Roll Number)\*

Year of Passing \* 
 Month of Passing \*

Percentage \* (For CGPA, convert into Percentage according to University formula)

Email (Will be used as a Username for Login Purpose)\* 
 Mobile No (Will be used as a Username for Login Purpose)\*

Password\* 
 Confirm Password\*

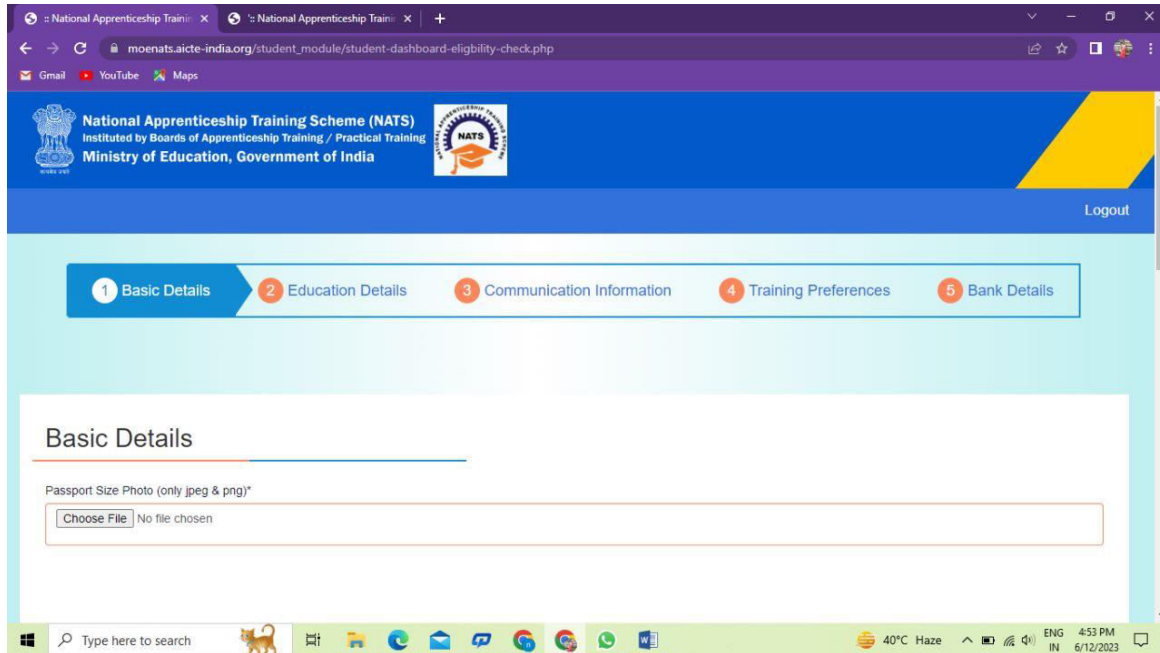
Show Password

I'm not a robot

Quick links      Help & Reports      Others

## 2. Student Profile

Following are the basic details to be filled by student at time of registration:



The screenshot displays the National Apprenticeship Training Scheme (NATS) student dashboard. The page header includes the NATS logo and the text: "National Apprenticeship Training Scheme (NATS) Instituted by Boards of Apprenticeship Training / Practical Training Ministry of Education, Government of India". A "Logout" link is visible in the top right corner. A navigation bar contains five steps: 1. Basic Details (highlighted), 2. Education Details, 3. Communication Information, 4. Training Preferences, and 5. Bank Details. The "Basic Details" section is active and shows a "Passport Size Photo (only jpeg & png)\*" field with a "Choose File" button and the text "No file chosen". The Windows taskbar at the bottom shows the system tray with the date and time: "6/12/2023 4:53 PM IN".

The first step basic details – show the details filled in the before filled registration form. The student shall continue to fill their profile.

The screenshot displays a web browser window with two tabs for 'National Apprenticeship Traini...'. The address bar shows the URL 'moenats.aicte-india.org/student\_module/student-dashboard-eligibility-check.php'. The browser's taskbar includes icons for Gmail, YouTube, and Maps. The main content area is titled 'Basic Details' and contains a form with the following fields:

- Passport Size Photo (only jpeg & png): A placeholder box with a red border and the text '(Upload File)'. Below it, a small text reads 'maximum 200KB'.
- Name of Student \*: Text input field containing 'MONISHA'.
- Date of Birth \*: Date picker field showing '10 SEP 2001'.
- Gender \*: Dropdown menu with 'FEMALE' selected.
- Category \*: Dropdown menu with 'OBC' selected.
- Mother's Name \*: Text input field containing 'T PREMAL'.
- Father's Name \*: Text input field containing 'K.P. THANGAVEL'.
- Aadhaar Number \*: Text input field containing 'XXXX XXXX 7599'.
- Aadhaar: A link labeled 'View Aadhaar'.
- Minority \*: Dropdown menu with 'NO' selected.
- Person with Disability \*: Dropdown menu with 'NO' selected.
- Email \*: Text input field containing 'vanuvel199@rediffmail.com'.
- Mobile \*: Text input field containing '9790909090'.

At the bottom of the form is a red button labeled 'Save and continue'. Below the form is a blue navigation bar with 'Quick links', 'Help & Reports', and 'Others' sections. The Windows taskbar at the bottom shows the search bar, application icons, and system tray information including '40°C Haze', 'ENG IN', and the date '6/12/2023'.

## STEP 2: Education details:

Students need to provide education details like course/college details . The forms would appear in the below format:

moenats.aicte-india.org/student\_module/student-dashboard-education-details.php

### EDUCATIONAL DETAILS

Select Graduate in Engg /Tech in case of B.T./B.Tech/B.Pharma/B.Arch/B.MCT/B.Lib/B.C.Agr/B.E.Dairy/B.E.Botch/B.Food/B.Fashion  
 Select Graduate in General System in case of General Bachelor Degree/BCA/BBA/BBS/B.Com/B.Ed/BBA/BBSW/B.A/B.Com/B.Sc/Bec/Agr/Bec/Dairy/Bec/Botch/Bec/Food

State to Which Institute Belongs \*  
 DELHI

Institute Name (If institute name not appearing in drop down , please contact abc@nyc.com)\*  
 COLLEGE OF ART 6048

Course Name\*  
 CHEMICAL ENGINEERING

Student ID (Unique Registration/Rol Number) \*  
 78020706706507067067067068

Month of Passing \*  
 JUNE

Upload Provisional / Passed Certificate (only pdf of size < 1MB) \* (Only pdf)

DIPLOMA IN ENGINEERING / TECHNOLOGY Joint after \*  
 Higher Secondary (10+2)  Diploma  High School(10th)  ITI

Select Districts in Engg /Tech in case Polytechnic - Engg/Pharma/Arch/MCT/Lib/Agr/Food/Fashion/MUP/General/M.T.  
 District to Which Institute Belongs \*  
 NEW DELHI

Education Type (Pass Out)\*  
 DIPLOMA IN ENGINEERING / TECHNOLOGY

Specialization \*  
 CHEMICAL ENGINEERING

Year of Passing \*  
 2022

Percentage (For CGPA, convert into Percentage according to University formula) \*  
 99

**Quick links**  
 → M&E  
 → NAPS portal of M&E  
 → AICTE  
 → National Career Service (NCS)  
 → Local Model Centre

**Help & Reports**  
 → FAQs  
 → Establishment Manual  
 → Process Manual (English)  
 → Process Manual (H&I)  
 → Quarterly Skill Assessment

**Others**  
 → Apprentices act  
 → RTI  
 → Stamp  
 → Disclaimer  
 → Privacy

india.gov.in  
 Skill India  
 Ministry of Skill Development and Entrepreneurship

40°C Haze 4:55 PM 6/12/2023

moenats.aicte-india.org/student\_module/student-dashboard-education-details.php

DIPLOMA IN ENGINEERING / TECHNOLOGY Joint after \*  
 Higher Secondary (10+2)  Diploma  High School(10th)  ITI

School / Institute State\*  
 DELHI

School / Institute District\*  
 NORTH EAST DELHI

School / Institute Name\*  
 KV

School / Institute Board Name\*  
 DTEA

Student ID (Enrollment Number) \*  
 9878070640221234567890007654

School Percentage / CGPA (For CGPA, convert into Percentage according to School formula)\*  
 99

About your Self \*  
 IM DEVELOPER

General Skills (Add comma separated values eg: Skill1, Skill2 and space is not allowed) \*  
 CEMENT

Languages Known (Add comma separated values eg: Hindi, English and space is not allowed)  
 ENGLISH

**Save and Continue**

**Quick links**  
 → M&E  
 → NAPS portal of M&E  
 → AICTE  
 → National Career Service (NCS)  
 → Local Model Centre  
 → Contact Us

**Help & Reports**  
 → FAQs  
 → Establishment Manual  
 → Process Manual (English)  
 → Process Manual (H&I)  
 → Quarterly Skill Assessment  
 → Annual Report  
 → Lock Back

**Others**  
 → Apprentices act  
 → RTI  
 → Stamp  
 → Disclaimer  
 → Privacy  
 → P&SH Handbook

india.gov.in  
 Skill India  
 Ministry of Skill Development and Entrepreneurship

40°C Haze 4:58 PM 6/12/2023

### STEP 3: Communication Information

In this address details/mobile details of the student is asked.

The screenshot shows the 'Communication Information' step of the NATS student dashboard. The page header includes the NATS logo and the text 'National Apprenticeship Training Scheme (NATS) Instituted by Boards of Apprenticeship Training / Practical Training Ministry of Education, Government of India'. A navigation bar at the top contains five steps: 1. Basic Details, 2. Education Details, 3. Communication Information (highlighted), 4. Training Preferences, and 5. Bank Details. Below the navigation bar, a message states: 'If you don't know your area pin code please click <https://www.indiapost.gov.in/vas/pages/findpincode.aspx> to find'. The 'Permanent Address' section contains the following fields: Pin Code\* (110070), Post Office\* (MASOOD PUR BO), District\* (NEW DELHI), State/UT\* (DELHI), and Address\* (VASANTH KUNJ NEAR AICTE). Below this, there is a checkbox labeled 'Present Address same as Permanent Address' which is checked. The 'Present Address' section contains identical fields: Pin Code\* (110070), Post Office\* (MASOOD PUR BO), District\* (NEW DELHI), State/UT\* (DELHI), and Address\* (VASANTH KUNJ NEAR AICTE). A 'Save and continue' button is located at the bottom of the forms. The Windows taskbar at the bottom shows the search bar, task view, and system tray with a temperature of 40°C Haze and the date 6/12/2023.

### STEP 4: Training preferences

Further, the student needs to update the training preferences such as field and location of apprenticeship.

The screenshot shows a web browser window with the URL [moenats.aicte-india.org/student\\_module/training\\_details.php](https://moenats.aicte-india.org/student_module/training_details.php). The page header includes the NATS logo and the text "National Apprenticeship Training Scheme (NATS) Instituted by Boards of Apprenticeship Training / Practical Training Ministry of Education, Government of India". A navigation bar at the top contains five steps: 1 Basic Details, 2 Education Details, 3 Communication Information, 4 Training Preferences, and 5 Bank Details. The main content area is titled "Training Preferences" and is divided into "Location Preference" and "Field Preference".

**Location Preference**

|                     |                        |
|---------------------|------------------------|
| Preferred State - 1 | Preferred District - 1 |
| DELHI               | NEW DELHI              |
| Preferred State - 2 | Preferred District - 2 |
| DELHI               | EAST DELHI             |
| Preferred State - 3 | Preferred District - 3 |
| DELHI               | NORTH DELHI            |

**Field Preference**

|                     |                     |
|---------------------|---------------------|
| Preferred Field - 1 | Preferred Field - 2 |
| EMBROID             | BEAUTY AND WELLNESS |
| Preferred Field - 3 |                     |
| COATINGS AND PAINT  |                     |

A "Save and continue" button is located at the bottom left of the form area. The Windows taskbar at the bottom shows the date as Monday, June 12, 2023, and the time as 5:02 PM IN 6/12/2023.

## STEP 5: Bank details

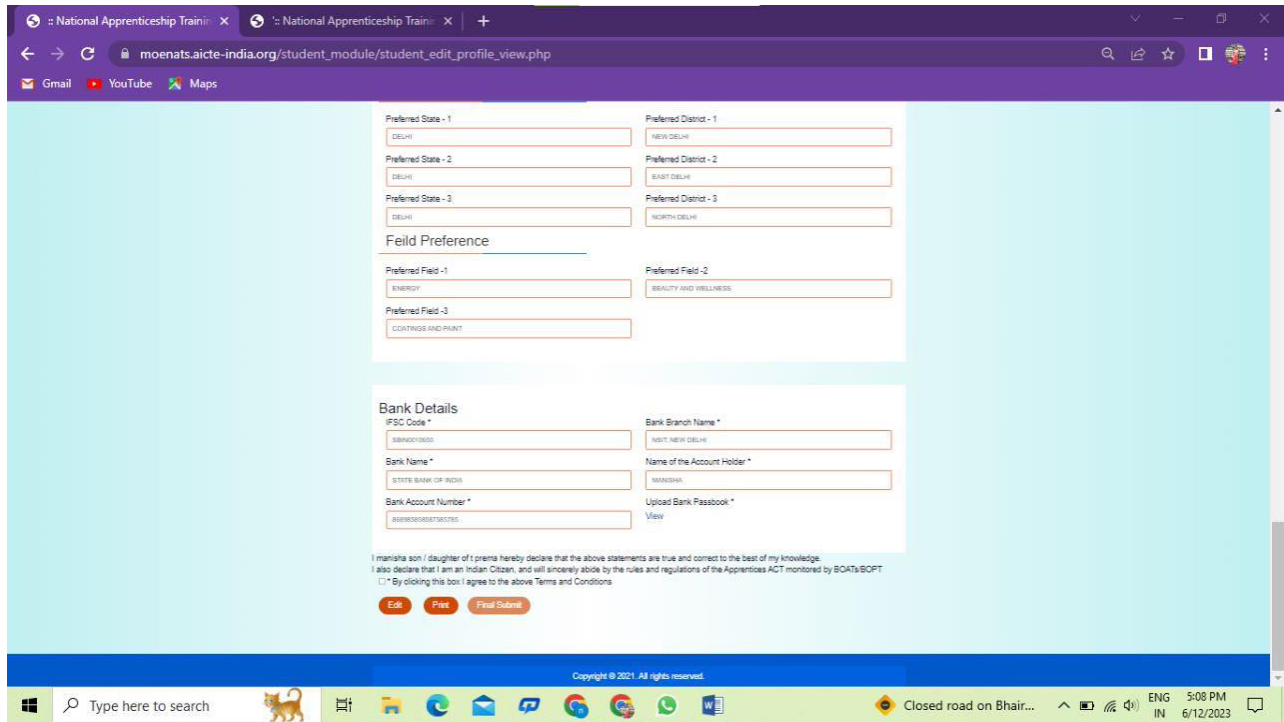
The students are asked to fill the bank account details, for stipend receiving.

The screenshot shows a web browser window with two tabs for 'National Apprenticeship Training'. The address bar shows the URL: [moenats.aicte-india.org/student\\_module/student-dashboard-bank-info.php](https://moenats.aicte-india.org/student_module/student-dashboard-bank-info.php). The page header includes the NATS logo and text: 'National Apprenticeship Training Scheme (NATS) Instituted by Boards of Apprenticeship Training / Practical Training Ministry of Education, Government of India'. A navigation bar contains five items: 1 Basic Details, 2 Education Details, 3 Communication Information, 4 Training Preferences, and 5 Bank Details (highlighted). Below the navigation bar is a disclaimer: 'We assure you that your bank details will not be shared with anyone without your consent. NATS team will never ask for your Debit Card/Bank Account details on phone call or through any other medium. In case you receive any such request, you are encouraged to report the matter to us.' The main form area is titled 'Please finish the bank accounts details in which you want to get stipend by establishment.' and contains the following fields: 'IFSC Code \*' (text input with value 'SBIN0013633'), 'Bank Branch Name \*' (dropdown menu with value 'NBT, NEW DELHI'), 'Bank Name \*' (dropdown menu with value 'STATE BANK OF INDIA'), 'Name of the Account Holder \*' (text input with value 'MANISHA'), 'Bank Account Number \*' (text input with value '88888888788888'), and 'Upload Passbook (Only pdf) \*' (file upload button with text 'Choose File'). A 'Save and Preview' button is located at the bottom left of the form. The footer contains three sections: 'Quick links' (MSE, NAPS portal of MSE, AICTE, National Career Service (NCS), Local Nodal Centre), 'Help & Reports' (FAQs, Establishment Manual, Process Manual (English), Process Manual (Hindi), Quarterly Skill Assessment), and 'Others' (Apprentices act, RTI, Stipend, Disclaimer, Privacy). The Windows taskbar at the bottom shows the search bar, taskbar icons, and system tray with weather (40°C Haze), language (ENG IN), and date/time (5:04 PM 6/12/2023).

## STEP 6: Profile view and final submit

Scroll down to the end of the page, cross-check the details and click on “**SUBMIT**” button.





### 3.Contract management by Student

#### Apprenticeship advertisement on student dashboard

Advertisements show on dashboard in listing way, they can apply to their suitable apprenticeship by viewing the details like,

1. Apprenticeship title, description, duration, location, skills required, qualification required to apply.
2. After applying, they can check for application status from the application management

*Student dashboard with apprenticeship advertisement*

#### Apply against Skills vacancies

| Industry Name | Post Title | State          | District      | Vacancies | Date of Publication | Last Date to Apply | View                 | Action | Status |
|---------------|------------|----------------|---------------|-----------|---------------------|--------------------|----------------------|--------|--------|
| Vamsi tech    | ECE        | ANDHRA PRADESH | VISAKHAPATNAM | 10        | 21-Jul-2022         | 28-Jul-2022        | <a href="#">View</a> |        |        |

Student has to accept the contract request from establishment firstly, in order to send request to BOAT for final confirmation.

## Application Management

### Applied Apprenticeship

| Location | State Name  | Company Name | Apprenticeship Name | Date of Application | Status   | Action   |
|----------|-------------|--------------|---------------------|---------------------|--|--|
| DEHRADUN | UTTARAKHAND | Akash        | TITLE               | 25-Jul-2022         | Akash Industry generating the contract for Apprentiship Training whether you would to Accept or Reject | <a href="#">Accept</a><br><a href="#">Reject</a> |

On acceptance, Contract request sent to BOAT for approval

### Apply against Skills vacancies

| Industry Name | Post Title | State       | District | Vacancies | Date of Publication | Last Date to Apply | View                 | Action                  | Status                             |
|---------------|------------|-------------|----------|-----------|---------------------|--------------------|----------------------|-------------------------|------------------------------------|
| Akash         | TITLE      | UTTARAKHAND | DEHRADUN | 13        | 23-Jul-2022         | 23-Jul-2022        | <a href="#">View</a> | <a href="#">Applied</a> | Contract Sent For Approval of Boat |

## 3.1 Contract Accepted and downloaded

### Contract management by student

After the establishment contract initiation, student has to accept the contract request from establishment firstly, in order to send request to BOAT for final confirmation.

Contract is download by student & engaged into apprenticeship program

## BOARD OF PRACTICAL TRAINING (EASTERN REGION)

(An Autonomous Body Under Ministry of Human Resource Development, Department of Higher Education, Government of India)



Block- EA, Sector-1 , Salt Lake City, Opp to Labony Estate , Kolkata - 700064

Phone No: 033 - 23370750 / 23370751 Fax No: 033-2321 6814 Email: [info@boptr.gov.in](mailto:info@boptr.gov.in)

Website: <http://www.mhrdnats.gov.in/>



### APPRENTICESHIP CONTRACT REGISTRATION FORM

#### APPRENTICE INFORMATION

|  |                      |  |            |  |
|--|----------------------|--|------------|--|
| Name   | Gender               | Date of Birth  | Age        |  |
| <b>BITTU KUMAR</b>   | <b>M</b>             | <b>2003-01-16</b>  | <b>19</b>  |  |
| Father / Mother Name   | Enrollment Number    | Caste  | PWD        |  |
| <b>AJAY MANDAL</b>   | <b>1171818025</b>    | <b>OBC</b>   | <b>N</b>   |  |
| Address for Communication  | Mobile Number        | Email Address  | Age 19     |  |
| <b>Barhiya SO, WARD NO<br/>17, BARHIYA, LAKHISARAI, LAKHISARAI<br/>UTTARAKHAND, 811302</b> | <b>6206925676</b>    | <a href="mailto:bittu16012003@gmail.com">bittu16012003@gmail.com</a> | <b>25</b>  |  |
|  | Father / Mother Name | Enrollment Number  | Caste      |  |
|  | <b>AJAY MANDAL</b>   | <b>1171818025</b>  | <b>OBC</b> |  |
| PWD  |                      |  |            |  |
| <b>N</b>   |                      |  |            |  |

#### EDUCATIONAL QUALIFICATION

|  |   |  |
|--|---|--|
| Name of the Institution /<br>College /University | Univ. Regn. Number / DOTE / Month & Year of passing<br>DTE Regn. Number / +2 Regn | Educational Qualification  |
| <b>GOVT. POLYTECHNIC</b>                         | <b>1-512869913</b><br><b>October, 2021</b>  | <b>COMPUTER SCIENCE AND<br/>ENGINEERING -<br/>COMPUTER SCIENCE AND<br/>ENGINEERING</b> |

#### TRAINING DETAILS

|  |                    |                       |
|--|--------------------|-----------------------|
| Training start date  | Period of Training | Stipend Rs. per month |
| <b>12-07-2022</b>  | <b>Months</b>      | <b>8000</b>           |
| The apprentice would be undergoing training under section 22 (1) |                    |                       |

#### NAME AND ADDRESS OF THE EMPLOYER

|         |                 |                               |
|---------|-----------------|-------------------------------|
| Akash - | Doranda, Ranchi | RANCHI, JHARKHAND -<br>834002 |
|---------|-----------------|-------------------------------|

## 4. Student Profile LOCKED

1. Once a student contract is created, their profile is locked as they can't apply for any more apprenticeships.
2. If they need any change in profile they need to request BOAT for it.

So, if the student is selected through SEC 22(A), the student is taken as an employee into the same establishment after the apprenticeship program is finished.

If it's SEC 22(B), the student can apply to jobs available after the apprenticeship program ends.

|           |         |                   |                        |                   |                  |      |        |
|-----------|---------|-------------------|------------------------|-------------------|------------------|------|--------|
| Dashboard | Profile | Issues/Grievances | Application Management | Issues/Grievances | Event Management | Help | Logout |
|-----------|---------|-------------------|------------------------|-------------------|------------------|------|--------|

Welcome, ECE STUDENT!

Your profile is locked as you are doing apprenticeship [click here to raise change your profile](#)

## Contact Us

Email: [natssupport\\_student@aicte-india.org](mailto:natssupport_student@aicte-india.org)

Landline: 011-29581332



(<https://nats.education.gov.in/index.php>)

(<https://nats.education.gov.in/index.php>)

[Establishment \(establishment\\_type.php\)](#)

[Institute \(institute\\_type.php\)](#)

[Student \(student\\_type.php\)](#)

[Sandwich Student \(sandwich\\_type.php\)](#)

## Register



### Enroll Student

Dear Student,

Please ensure that the following documents are kept ready for enrolling in the portal

| S.No | Document type   | Mandatory |
|------|---|-----------|
| 1    | Aadhaar card  | Yes       |
| 2    | Valid Personal Email ID (will be required to activate account and Login)                | Yes       |
| 3    | Mobile number   | Yes       |
| 4    | Passport size photograph Format: JPEG, Size: Less than 1 MB                             | Yes       |
| 5    | Aadhaar seeded/mapped Bank account details  | Yes       |
| 6    | Qualifying Degree / Provisional Certificate, Format: PDF, Size: Less than 1 MB          | Yes       |
| 7    | First page of Bank passbook / Bank account statement, Format: PDF, Size: Less than 1 MB | Yes       |

Do you have above data to Enroll ?

No

Yes

## Quick links

→ MoE ()

→ NAPS portal of MSDE ()

→ AICTE ()

## Help & Reports

→ Establishment Manual (../assets/manual/establishment\_user\_manual.pdf)

→ Student Manual (../assets/manual/student\_manual.pdf)

→ Guide to successful DBT beneficiary registration  
(../assets/manual/Guide\_to\_successful\_DBT\_beneficiary\_registration.pdf)

→ Contact Us (<https://moenats.aicte-india.org/contact-us.php>)

→ [natssupport@aicte-india.org](mailto:natssupport@aicte-india.org) (<mailto:natssupport@aicte-india.org>)



(<https://www.india.gov.in/>)



(<https://www.apprenticeshipindia.gov.in/>)



(<https://www.ncs.gov.in/Pages/default.aspx>)



(<https://digitalindia.gov.in/>)

Copyright © 2023 AICTE (<https://www.aicte-india.org/>). All Rights Reserved.